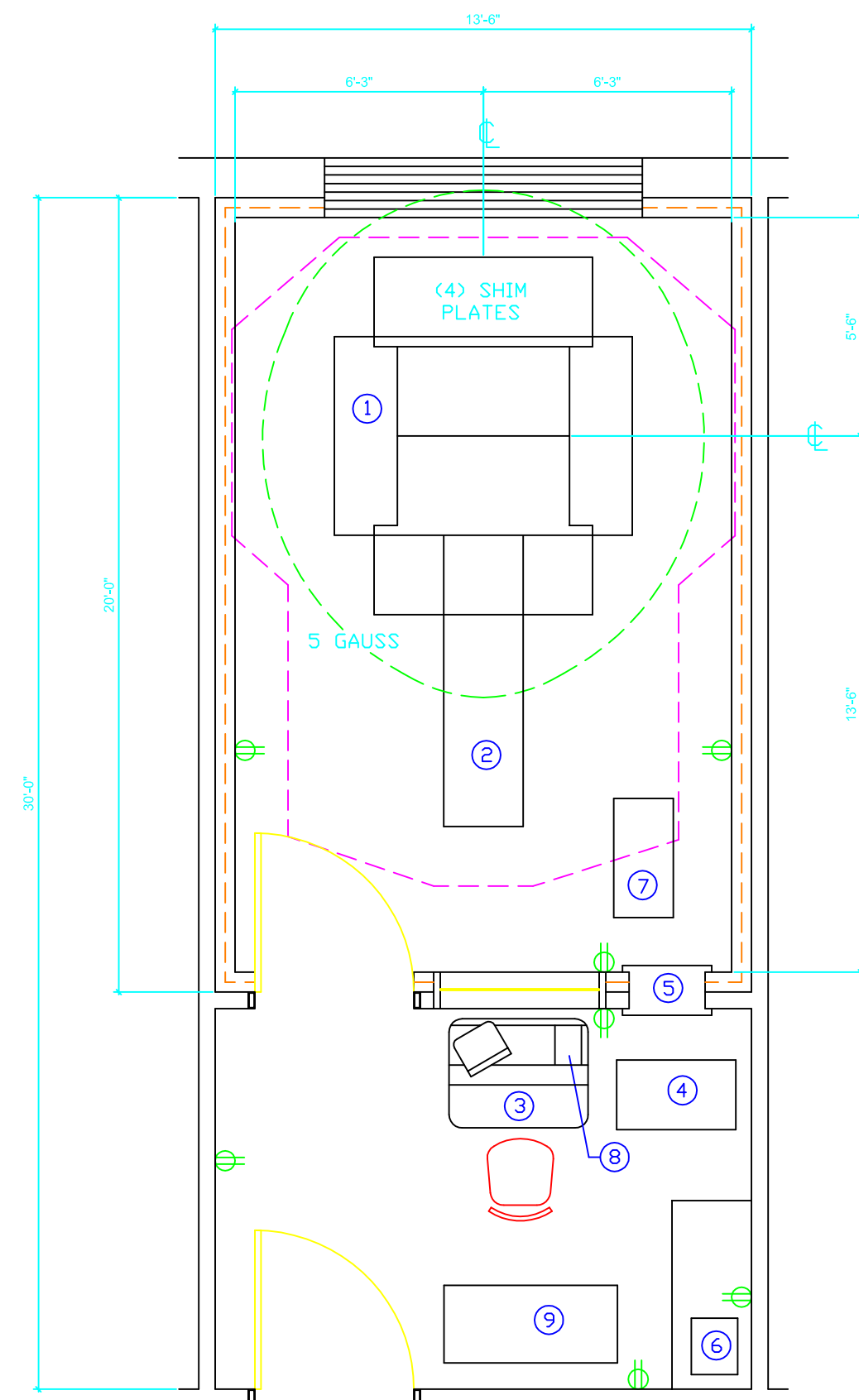
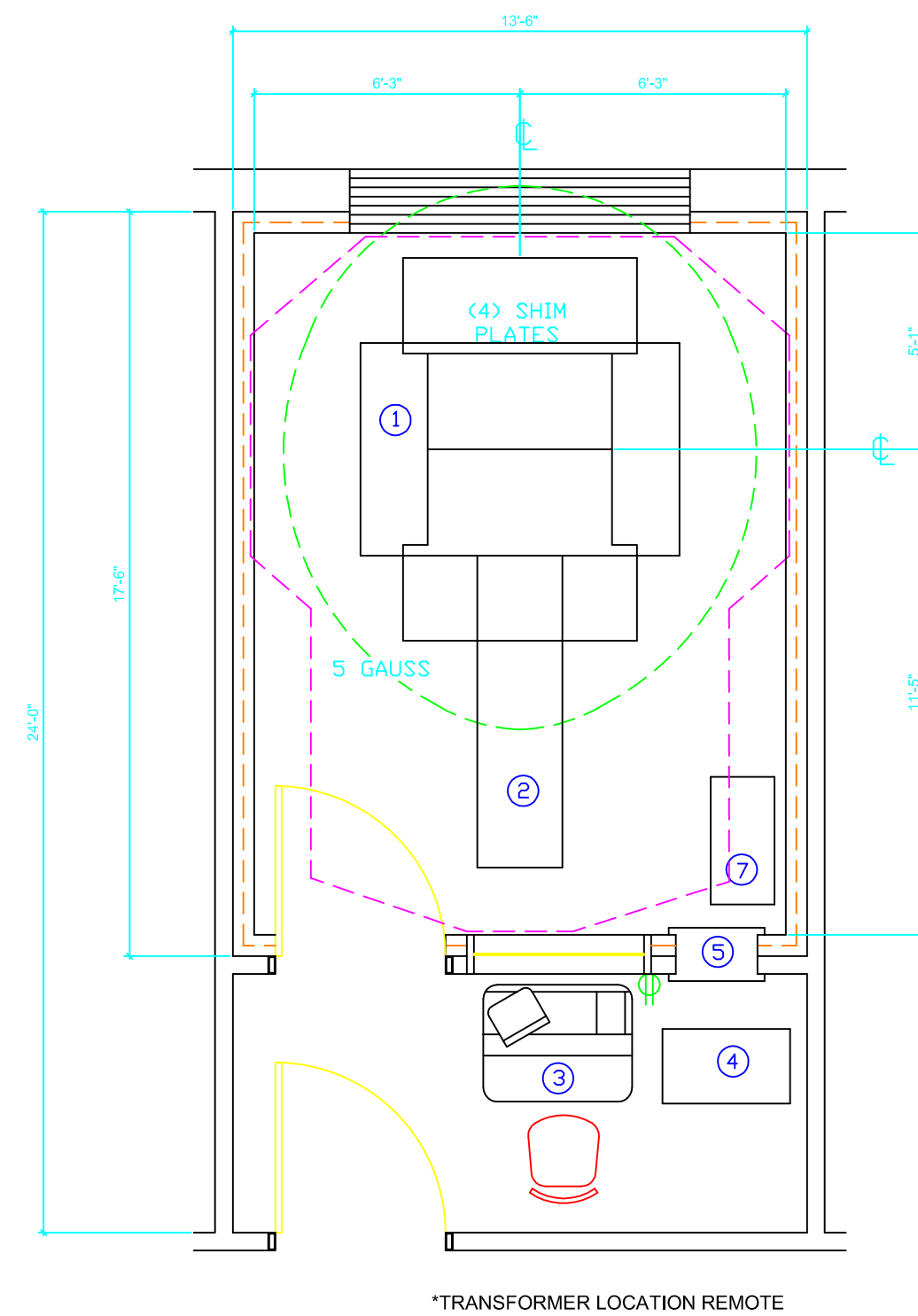


# HITACHI

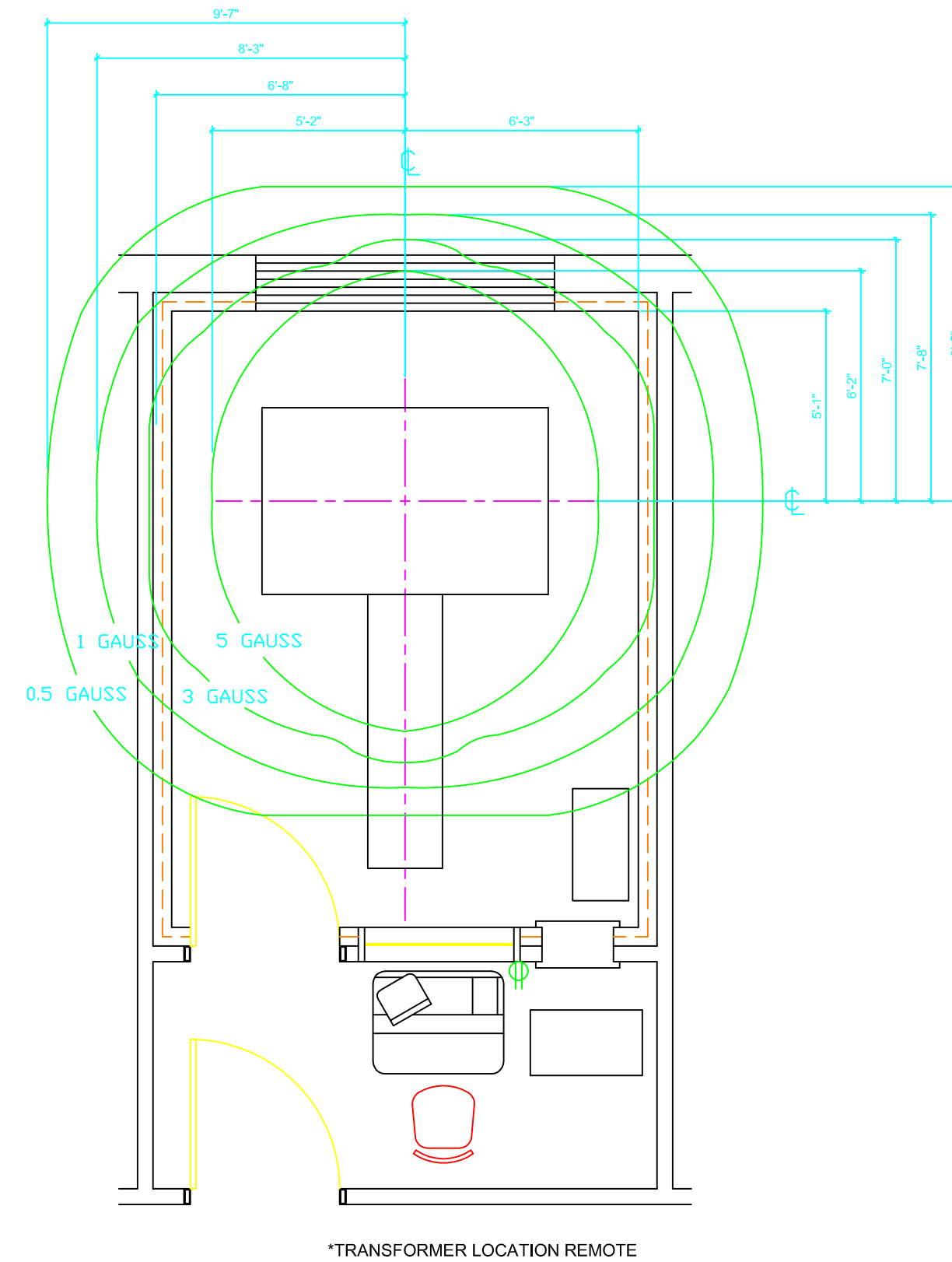
## MRP-5000 M.R.I.



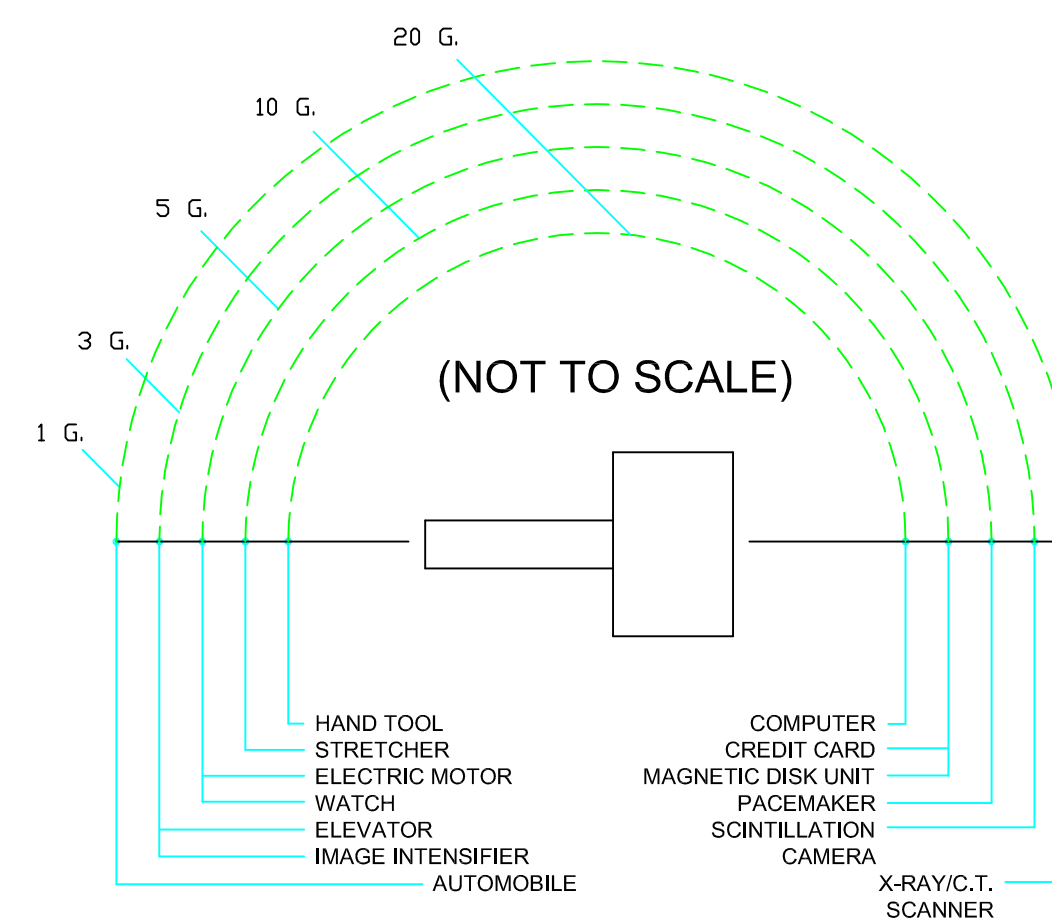
**TYPICAL FLOOR PLAN**  
405 SQ. FT.



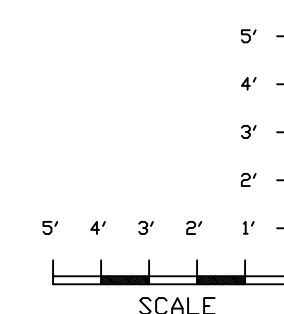
**MINIMUM FLOOR PLAN**  
325 SQ. FT.



EFFECTS OF MRI SYSTEM ON SURROUNDINGS  
- A MAGNETIC FIELD FLUCTUATION TEST MUST BE PERFORMED AT ALL SITES TO CHECK FOR OUTSIDE INTERFERENCE. A SITE CANNOT BE FULLY APPROVED WITHOUT THIS TEST.



COLOR T.V. SET (0.8 G.)  
(NOT TO SCALE)



### GENERAL NOTES

- ALL SPECIFICATIONS AND SPACE REQUIREMENTS ARE SHOWN GENERALLY. CONTACT GAMMA TECH, INC. FOR SPECIFIC REQUIREMENTS PERTAINING TO OPTIONAL EQUIPMENT COMPONENTS AND ADDITIONAL ROOM PREPARATION SPECIFICATIONS.
- RECOMMENDED FINISHED CEILING HEIGHT IS 8'-0". UNFINISHED CEILING HEIGHT IS 12'-0".
- AMBIENT ROOM TEMPERATURE: 68° TO 82° F. RELATIVE HUMIDITY: 45% TO 80% (NON-CONDENSING). ALLOWABLE TEMPERATURE CHANGE: 3°F PER HOUR
- MAIN INCOMING POWER SUPPLY: 200, 208, 220, 240VAC (± 10% UNDER LOAD CONDITIONS), 60Hz (± 1%); SINGLE PHASE; 6KVA (40 AMP)

### © PLANNING DIVISION

FILE NAME:  
HITACHI MRP-5000  
REVISION DATE:  
07.16.2008

### NOTES

- 5 GAUSS FIELD TO BE TOTALLY CONTAINED WITHIN SUITE
- PROXIMITY TO BUILDING EXTERIORS FOR EASE OF SYSTEM DELIVERY.
- SUFFICIENT AREA FOR SERVICE ACCESS TO ALL EQUIPMENT.
- CONVENIENCE OUTLETS LOCATED THROUGHOUT SUITE
- TRANSFORMER, UPS UNIT AND LASER IMAGER CAN ALL BE PLACED AT REMOTE LOCATIONS.
- CLOSE PROXIMITY TO LARGE MOVING FERROMAGNETIC OBJECTS (SUCH AS ELEVATORS, TRUCKS, TRAINS, ETC.) OR ELECTRICAL SERVICE MAY ADVERSELY AFFECT IMAGE QUALITY.

## EQUIPMENT SCHEDULE

### EQUIPMENT IDENTIFICATION NUMBER

ID	DESCRIPTION	BTU / HOUR		WEIGHT (LBS.)	
		BTU / HOUR	BTU / HOUR	WEIGHT (LBS.)	WEIGHT (LBS.)
1	HITACHI MEDICAL SYSTEMS OF AMERICA MRP-5000 GANTRY	1706		26,900	
2	HITACHI MEDICAL SYSTEMS OF AMERICA MRP-5000 PATIENT TABLE	120		615	
3	HITACHI MEDICAL SYSTEMS OF AMERICA MRP-5000 OPERATOR CONSOLE	3524		440	
4	HITACHI MEDICAL SYSTEMS OF AMERICA MRP-5000 MRI CABINET	3175		840	
5	HITACHI MEDICAL SYSTEMS OF AMERICA MRP-5000 FILTER BOX	N/A		135	
6	HITACHI MEDICAL SYSTEMS OF AMERICA MRP-5000 TRANSFORMER	595		209	
7	HITACHI MEDICAL SYSTEMS OF AMERICA MRP-5000 COIL STORAGE	N/A		50	
8	HITACHI MEDICAL SYSTEMS OF AMERICA MRP-5000 OPTICAL DISK	258		24	
9	3M LASER IMAGER	2220		484	

### LEGEND

- NON-FERROMAGNETIC R.F. SHIELD (REQUIRED) MUST PROVIDE 80 db ATTENUATION OR BETTER FROM 0.5 - 30 MHz
- R.F. VIEW WINDOW, 4'W x 3'H WITH BOTTOM MTD 40" A.F.F.
- REMOVABLE EQUIPMENT ACCESS PANEL 8'W x 7'H (TYP.)
- 115V., 15 AMP, CONVENIENCE OUTLET (TYP.)